

EFILING USER REGISTRATION

1. Click New Registration on www.ccilweb.com/CCLS.

भारतीय कंटेनर निगम लिमिटेड
Container Corporation of India Limited
(भारत सरकार का उपक्रम)
(A Govt. of India Undertaking)

Enter Login Id and Password to Sign In

LOGIN ID:
Enter User ID

PASSWORD:
Enter password

AUTH OPTION* PKI OTP

Login Reset

New Registration Forgot Password

Note: Please use Google Chrome Browser.

Login Help

Current Browser: Chrome 83 © 2018 Copyright: Container Corporation of India Limited Version: 1.2.0.8

2. Input Details User ID, User Name, Pan NO and Party Type. Party Code and Party Name will be shown in dropdown to select. After selecting, please click next.

भारतीय कंटेनर निगम लिमिटेड
Container Corporation of India Limited
(भारत सरकार का उपक्रम)
(A Govt. of India Undertaking)

Home >> Registration

PLEASE INSTALL PKI SOFTWARE IN YOU PC BEFORE PROCEEDING FOR REGISTRATION. LINK TO DOWNLOAD

User Info Additional Info Document Upload Finish

User Info

W_KAMALKANT Kamal Kant Mohta

AABCC9048G SHIPPING LINE

CMA CGM AGENCIES(I) A/C CMA CGI CMA CGM AGENCIES(I) A/C CMA CGM S

Next

3. Please select Authentication type i.e. PKI TOKEN/OTP and validate email id and OTP.

Home >> Registration

PLEASE INSTALL PKI SOFTWARE IN YOU PC BEFORE PROCEEDING FOR REGISTRATION. LINK TO DOWNLOAD

User Info Additional Info Document Upload Finish

Additional Info

PKI

53 92 ad a2 Select PKIComponent

mohta@concorindia.com

9717285454 Validate 575342 Confirm

Prev Next

4. Upload necessary documents like Autorization Letter, CHA License , IEC Copy etc and click submit.

User Info Additional Info Document Upload Finish

Document Upload

Add more documents

Document 1

Guidel Remove Browse ...

AUTHORIZATION LETTER

Prev Submit

5. Registration submitted successfully.

The screenshot shows a web browser window with the URL `ccilwebtest.com/CCL/registration.html`. The page header includes the CONCOR logo and the text: **भारतीय कंटेनर निगम लिमिटेड**, **Container Corporation of India Limited**, (भारत सरकार का उपक्रम) (A Govt. of India Undertaking). A navigation bar shows `Home >> Registration`. A yellow banner contains the text: **PLEASE INSTALL PKI SOFTWARE IN YOU PC BEFORE PROCEEDING FOR REGISTRATION. LINK TO DOWNLOAD**. A progress indicator shows four steps: `User Info`, `Additional Info`, `Document Upload`, and `Finish`. A central white box displays the message: **Registration successfully.** with the registration ID: `EFR2007020001`. The CONCOR logo is also present in the bottom left corner of the page.



E-FILING USER REGISTRATION APPROVAL

1. Login with user id and password with admin role.

भारतीय कंटेनर निगम लिमिटेड
Container Corporation of India Limited
(भारत सरकार का उपक्रम)
(A Govt. of India Undertaking)

Enter Login Id and Password to Sign In

LOGIN ID:
W_MANKU

PASSWORD:

AUTH OPTION: PKI OTP

Login Reset

New Registration Forgot Password

Note: Please use Google Chrome Browser.

Login Help

Current Browser: Chrome 83 © 2018 Copyright: Container Corporation of India Limited Version: 1.2.0.8

2. Click E-filing Registration Approval from menu.

भारतीय कंटेनर निगम लिमिटेड
Container Corporation of India Limited
(भारत सरकार का उपक्रम)
(A Govt. of India Undertaking)

Login Id: W_MANKU (ADM)

Home Import Digital Sign E-filing Registration Approval Change Role Logout

Menu

NO PDA ACCOUNT 0

Pending Tasks! 2

Circular Notice! 1

View All Circular Notice

Current Browser: Chrome 83 © 2020 Copyright: Container Corporation of India Limited Version: 1.2.0.8

3. List of Pending User will be shown here. Approver can either Accept or Reject.

The screenshot shows a web application interface for registration approval. The header includes the logo of CONCOR (Container Corporation of India Limited) and the text "भारतीय कंटेनर निगम लिमिटेड" and "Container Corporation of India Limited (भारत सरकार का उपक्रम) [A Govt. of India Undertaking]". The user is logged in as W_MANKU (ADMIN). The main content area displays a table with the following data:

S no.	Registration Id	Party Name	Email Id	Mobile Number	User Name	Login Auth
1	EFR2007020001	CMA CGM AGENCIES(I) A/C CMA CGM SA	mohta@concorindia.com	9717285454	Kamal Kant Mohta	PKI
		User Id	PAN Number	Party Code	Party Type	<input type="button" value="Accept"/> <input type="button" value="Reject"/>
		W_KAMALKANT	AABCC9048G	CMCGM	S	
Sno.	File Name		File Description		<input type="button" value="Download"/>	
1	Guidelines_SOP - COVID - 1st July, 2020.pdf		AUTHORIZATION LETTER			

4. In case of reject, user have to capture reason for rejection.

The screenshot shows the same registration approval page as above, but with a modal dialog box open. The dialog box is titled "Description" and contains the following text:

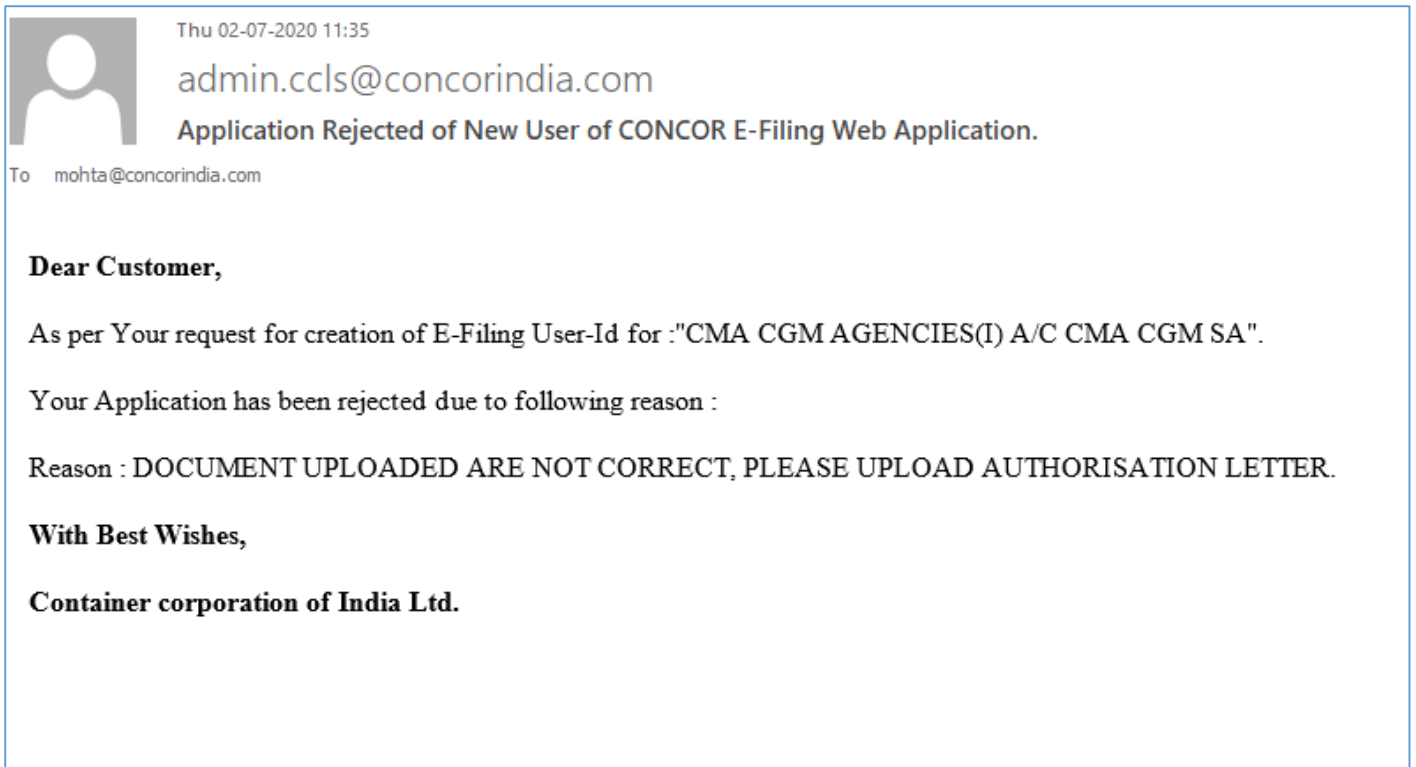
DOCUMENT UPLOADED ARE NOT CORRECT. PLEASE UPLOAD AUTHORIZATION LETTER

1931/2000 characters left

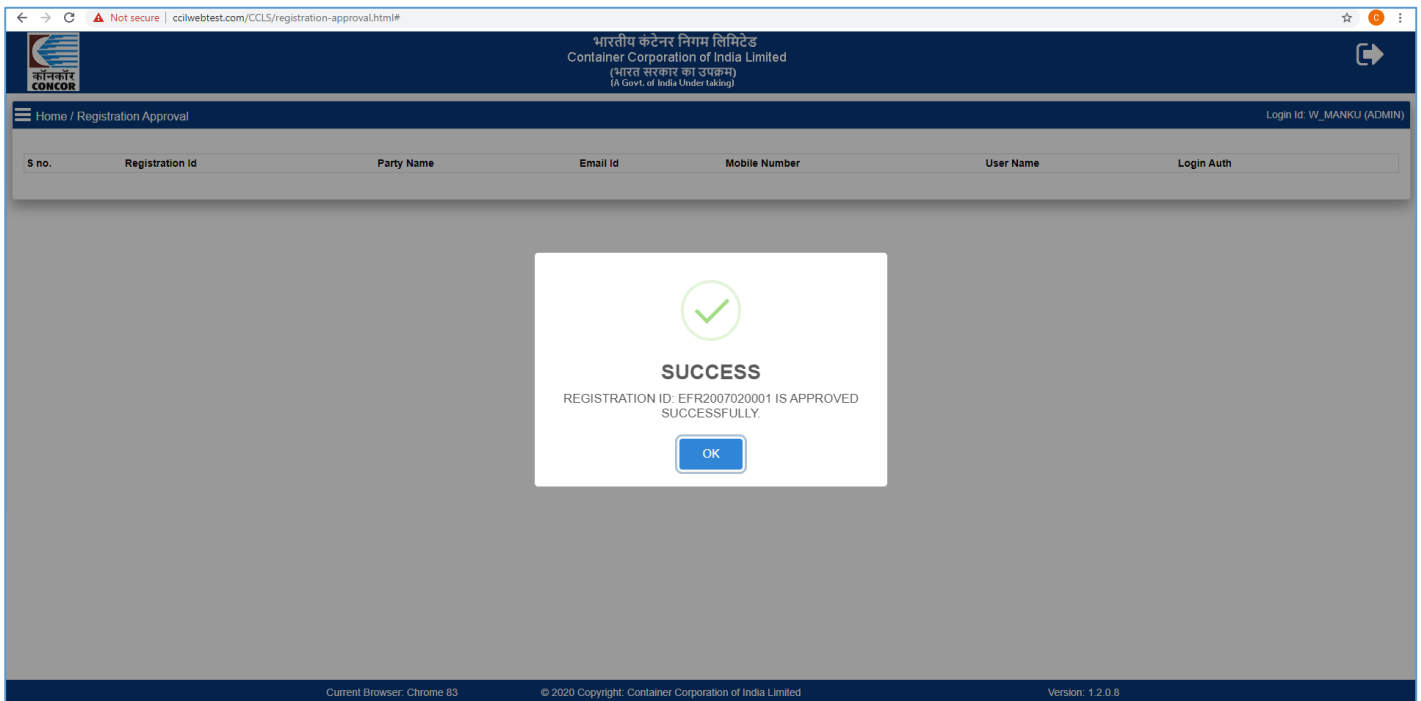
The dialog box has a "Submit" button and a "Close" button. The background of the page is dimmed.




5. Auto Email to customer after rejection of form.



6. After accepting the form.



7. Auto Email to user after accepting form with User ID and password.

 Thu 02-07-2020 11:32
admin.ccls@concorindia.com
Creation of New User of CONCOR E-Filing Web Application.

To mohta@concorindia.com

Dear Customer,

As per Your request for creation of E-Filing User-Id for : "CMA CGM AGENCIES(I) A/C CMA CGM SA".

Details of User Id are as below :

User Id : W_KAMALKANT
Password : fyIKxuPN
Customer Type : S
Customer Cd : CMCGM

Please change the password immediately on First Login.Password is case sensitive.

With Best Wishes, Container corporation of India Ltd.

Note : E-Filing Instruction is attached for your reference.